

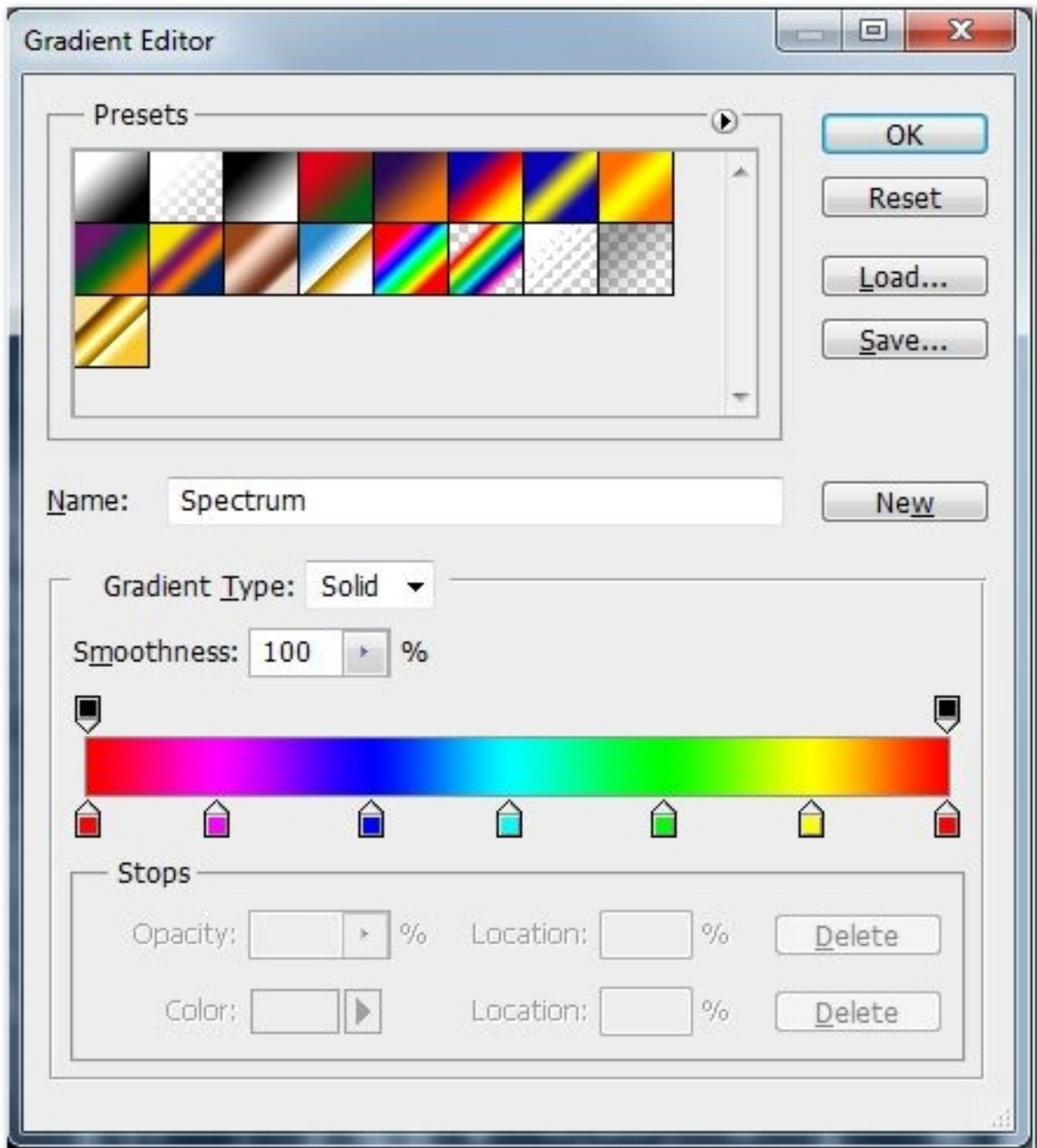
Create a Greeting Card for Christmas and New Year

A very detailed tutorial where i will show you how to create a greeting card for Christmas and New Year Holidays to impress your relatives and friends. This Photoshop tutorial is very simple but the result looks so amazing!



Step 1

We are finished with creating snow; let's move to the next step.
Create new layer above, then select the Gradient Tool and fill this layer with Spectrum linear gradient (this is one of standard Photoshop gradients).

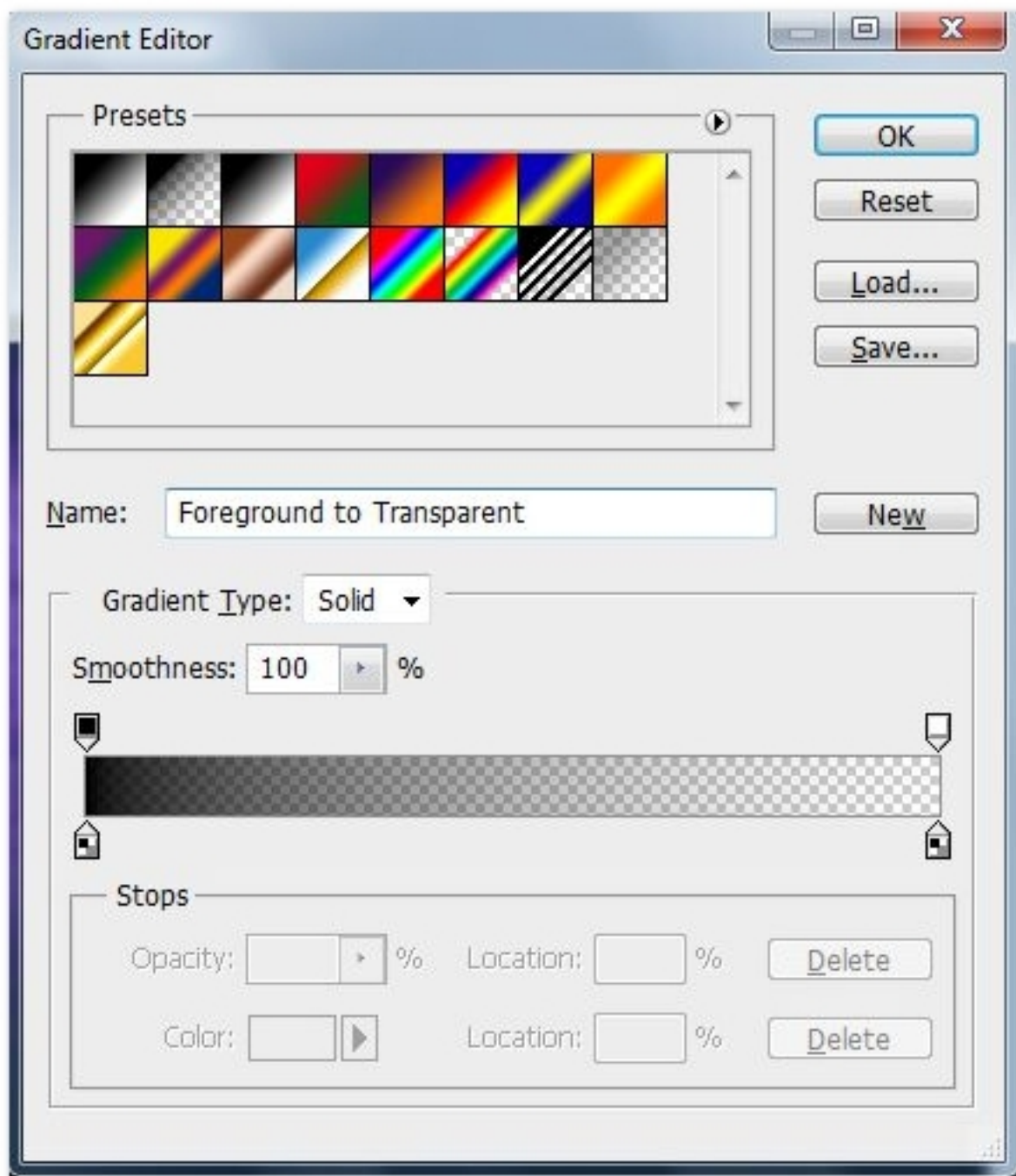


After that change layer mode to Soft Light for this gradient layer and you will see total difference in coloring



Step 2

Before we start adding text, we have to make some dark mat to divide text from the background. For this effect, select the Rectangular Marquee Tool to create selection similar to mine on screenshot below and fill this selected area with black to transparent linear gradient on the new layer.





Step 3

Remove selection with Ctrl+D. Now is time to add the text. Get out the Horizontal Type Tool and write out some text with white color in two lines. For this Photoshop tutorial I've used Arial (30 pt, Normal, Black, Crisp) font which is one of standard Windows fonts.



Step 4

Then we have to add the year, but I want to put it in a small box. Use the Rounded Rectangle Tool (Mode: Shape layers, Radius: 5px) to create small box above the text with white color also.



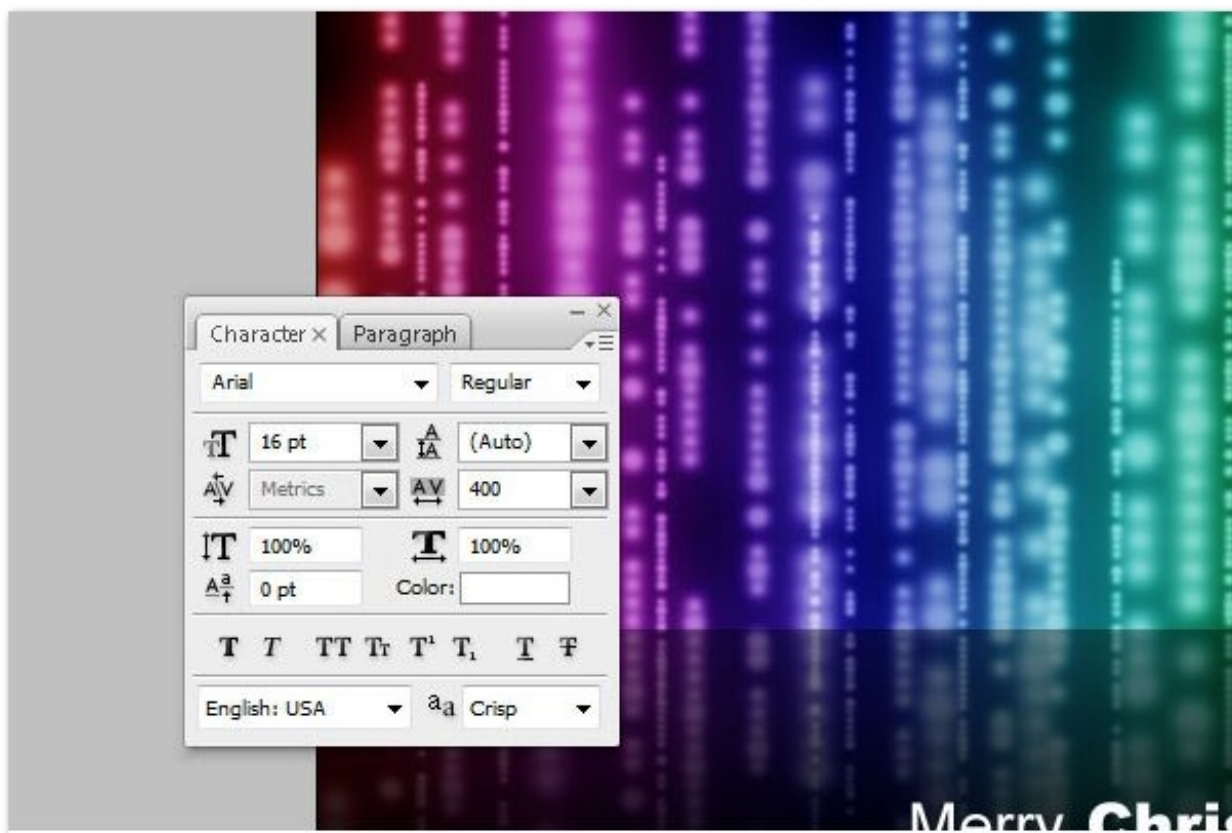
Step 5

After that select the Horizontal Type Tool again and add the year with the same font (Color: Black, Size: 16 pt, Black, Crisp).



Step 6

Again add one more text line a little bit down. But before you start writing the text, just change some text presets for this text line:



Step 7

Now you can add one more text line:



Step 8

Change opacity for this layer to 40%



Final Image

We are almost finished with creating our greeting card. The last one thing that we have to add a little bit visible white circles. Select the Brush Tool (Opacity: 20%) and a hard round brush to add different size circles to the greeting card canvas.



Looks cool, isn't it? That is it. Card looks amazing to you as for me? You can send this card to your friends and relatives, hope, they will be happy to get this card from you! Happy holidays to everyone!